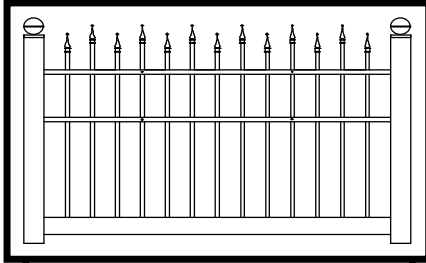


## Alternating Top

4" spacing 3 Rail

6' Sections



### Fence Section Includes:

- Bottom Rail
- Top/Middle Rails
- Pickets
- Spear Picket Tops
- Black Screws
- U Stiffener

### NOTES

- Fence Sections Routed Only
- Unassembled
- Top / Middle Rails Routed
- Both Sides For Pickets
- Bottom Rail Routed
- One Side For Pickets
- Fence Posts & Caps
- Sold Separately
- Aluminum Insert Recommended
- For Gate Post
- All Gates are Unassembled
- and Include Standard Black
- Hardware & Latch
- Some Assembly Required

### Posts:

(When ordering please  
specify quantity of each post)  
Line Post, Corner Post,  
End Post and Three Way Post

### FREIGHT CHARGES

Please call toll free number listed below

### SHOP DRAWING

See BSL10-13-17

# BLACK VINYL FENCE

BSL 10-13-17

Routed Fence Sections / Post / Additional Material Costs

### FENCE SECTION / POST

#### Product No. Description - 4 Foot 3 Rail

|             |                           |               |
|-------------|---------------------------|---------------|
| 48BSL10-6   | Section 3/4x3/4 pickets   | 4' x 69 1/4"  |
| 48BSL10-1-6 | Section 1x1 pickets       | 4' x 69 1/4"  |
| BP4466      | Post                      | 4" x 4" x 78" |
| BP3366      | Post                      | 3" x 3" x 78" |
| AGP446      | Alum Gate Post Stiff      | 4' x 4' x 72" |
| AGP336      | Alum Gate Post Stiff      | 3' x 3" x 72" |
| WGAF5048    | Walk Gate w/Alum Frame    | 50" x 48"     |
| DDGAF9648   | Double Drive w/Alum Frame | 96" x 48"     |

#### Product No. Description- 5 Foot 3 Rail

|             |                           |               |
|-------------|---------------------------|---------------|
| 60BSL13-6   | Section 3/4x3/4 pickets   | 5' x 69 1/4"  |
| 60BSL13-1-6 | Section 1x1 pickets       | 5' x 69 1/4"  |
| BP4476      | Post                      | 4" x 4" x 90" |
| BP3376      | Post with Insert          | 3" x 3" x 90" |
| AGP447      | Alum Gate Post Stiff      | 4" x 4' x 84" |
| AGP337      | Alum Gate Post Stiff      | 3' x 3" x 84" |
| WGAF50760   | Walk Gate w/Alum Frame    | 50" x 60"     |
| DDGAF96760  | Double Drive w/Alum Frame | 96" x 60"     |

#### Product No. Description- 6 Foot 4 Rail

|             |                           |                |
|-------------|---------------------------|----------------|
| 72BSL17-6   | Section 3/4x3/4 pickets   | 6' x 69 1/4"   |
| 72BSL17-1-6 | Section 1x1 pickets       | 6' x 69 1/4"   |
| BP4486      | Post                      | 4" x 4" x 102" |
| BP3386      | Post with Insert          | 3" x 3" x 102" |
| AGP448      | Alum Gate Post Stiff      | 4" x 4" x 96"  |
| AGP338      | Alum Gate Post Stiff      | 3" x 3" x 96"  |
| WGAF5072    | Walk Gate w/Alum Frame    | 50" x 72"      |
| DDGAF9672   | Double Drive w/Alum Frame | 96" x 72"      |

#### Post Caps Description

|        |                 |         |
|--------|-----------------|---------|
| BBC33  | Ball Cap        | 3" x 3" |
| BPC33  | Pyramid Cap     | 3" x 3" |
| BBC44  | Ball Cap        | 4" x 4" |
| BPC44  | Pyramid Cap     | 4" x 4" |
| BS44NE | New England Cap | 4" x 4" |
| BS44SG | Seamless Gothic | 4" x 4" |

#### Options Description Weight Price

|        |                     |             |  |
|--------|---------------------|-------------|--|
| BG112  | Black Glue          | 1.2 oz      |  |
| AH34   | Arrowhead           | 3/4" x 3/4" |  |
| AH1    | Arrowhead           | 1" x 1"     |  |
| SH34   | Spearhead           | 3/4" x 3/4" |  |
| SH1    | Spearhead           | 1" x 1"     |  |
| BTB225 | Trim & Base Bracket | 2" x 2 1/2" |  |
| BWM134 | Wall Mount          | 1" x 1 3/4" |  |

Prices Subject To Change Without Notice. 11/2005

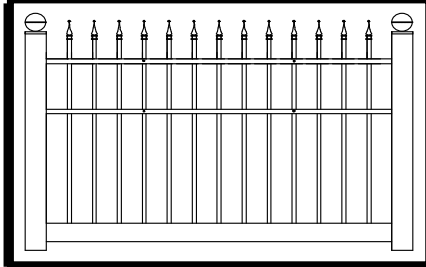
**TO ORDER CALL: 866-333-1050 FAX: 402-333-2054**

BLACKline  
products

# Straight Top

4" spacing 3 Rail

6' Sections



### Fence Section Includes:

- Bottom Rail
- Top/Middle Rails
- Pickets
- Spear Picket Tops
- Black Screws
- U Stiffener

### NOTES

- Fence Sections Routed Only
- Unassembled
- Top / Middle Rails Routed
- Both Sides For Pickets
- Bottom Rail Routed
- One Side For Pickets
- Fence Posts & Caps
- Sold Separately
- Aluminum Insert Recommended
- For Gate Post
- All Gates Are Unassembled And
- Include Standard Black
- Hardware & Latch
- Some Assembly Required

### Posts:

- (When ordering please specify quantity of each post)
- Line Post, Corner Post,
  - End Post and Three Way Post

### FREIGHT CHARGES

Please call toll free number listed below

### SHOP DRAWING

See BSL20-23-27

# BLACK VINYL FENCE

BSL 20-23-27

Routed Fence Sections / Post / Additional Material Costs

### FENCE SECTION / POST

#### Product No. Description - 4 Foot 3 Rail

|             |                           |               |
|-------------|---------------------------|---------------|
| 48BSL20-6   | Section 3/4x3/4 pickets   | 4' x 69 1/4"  |
| 48BSL20-1-6 | Section 1x1 pickets       | 4' x 69 1/4"  |
| BP4466      | Post                      | 4" x 4" x 78" |
| BP3366      | Post                      | 3" x 3" x 78" |
| AGP446      | Alum Gate Post Stiff      | 4" x 4" x 72" |
| AGP336      | Alum Gate Post Stiff      | 3" x 3" x 72" |
| WGAF5048    | Walk Gate w/Alum Frame    | 50" x 48"     |
| DDGAF9648   | Double Drive w/Alum Frame | 96" x 48"     |

#### Product No. Description- 5 Foot 3 Rail

|             |                           |               |
|-------------|---------------------------|---------------|
| 60BSL23-6   | Section 3/4x3/4 pickets   | 5' x 69 1/4"  |
| 60BSL23-1-6 | Section 1x1 pickets       | 5' x 69 1/4"  |
| BP4476      | Post                      | 4" x 4" x 90" |
| BP3376      | Post with Insert          | 3" x 3" x 90" |
| AGP447      | Alum Gate Post Stiff      | 4" x 4" x 84" |
| AGP337      | Alum Gate Post Stiff      | 3" x 3" x 84" |
| WGAF5060    | Walk Gate w/Alum Frame    | 50" x 60"     |
| DDGAF9660   | Double Drive w/Alum Frame | 96" x 60"     |

#### Product No. Description- 6 Foot 4 Rail

|             |                           |                |
|-------------|---------------------------|----------------|
| 72BSL27-6   | Section 3/4x3/4 pickets   | 6' x 69 1/4"   |
| 72BSL27-1-6 | Section 1x1 pickets       | 6' x 69 1/4"   |
| BP4486      | Post                      | 4" x 4" x 102" |
| BP3386      | Post with Insert          | 3" x 3" x 102" |
| AGP448      | Alum Gate Post Stiff      | 4' x 4" x 96"  |
| AGP338      | Alum Gate Post Stiff      | 3' x 3" x 96"  |
| WGAF5072    | Walk Gate w/Alum Frame    | 50" x 72"      |
| DDGAF9672   | Double Drive w/Alum Frame | 96" x 72"      |

#### Post Caps Description

|        |                 |         |
|--------|-----------------|---------|
| BBC33  | Ball Cap        | 3" x 3" |
| BPC33  | Pyramid Cap     | 3" x 3" |
| BBC44  | Ball Cap        | 4" x 4" |
| BPC44  | Pyramid Cap     | 4" x 4" |
| BS44NE | New England Cap | 4" x 4" |
| BS44SG | Seamless Gothic | 4" x 4" |

#### Options Description Weight Price

|        |                     |             |  |
|--------|---------------------|-------------|--|
| BG112  | Black Glue          | 1.2 oz      |  |
| AH34   | Arrowhead           | 3/4" x 3/4" |  |
| AH1    | Arrowhead           | 1" x 1"     |  |
| SH34   | Spearhead           | 3/4" x 3/4" |  |
| SH1    | Spearhead           | 1" x 1"     |  |
| BTB225 | Trim & Base Bracket | 2" x 2 1/2" |  |
| BWM134 | Wall Mount          | 1" x 1 3/4" |  |

Prices Subject To Change Without Notice. 11/2005

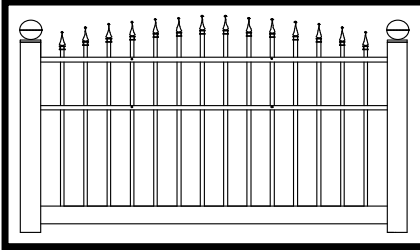
**TO ORDER CALL: 866-333-1050 FAX: 402-333-2054**

BLACKline products

# Scallop-Over

4" spacing 3 Rail

6' Sections



### Fence Section Includes:

- Bottom Rail
- Top/Middle Rails
- Pickets
- Spear Picket Tops
- Black Screws
- U Stiffener

### NOTES

- Fence Sections Routed Only
- Unassembled
- Top / Middle Rails Routed
- Both Sides For Pickets
- Bottom Rail Routed
- One Side For Pickets
- Fence Posts & Caps
- Sold Separately
- Aluminum Insert Recommended
- For Gate Post
- All Gates Are Unassembled and include standard black Hardware & Latch
- Some Assembly Required

### Posts:

(When ordering please specify quantity of each post)

- Line Post, Corner Post,
- End Post and Three Way Post

### FREIGHT CHARGES

Please call toll free number listed below

### SHOP DRAWING

See BSL31-33-36

# BLACK VINYL FENCE

BSL 31-33-36

Routed Fence Sections / Post / Additional Material Costs

### FENCE SECTION / POST

#### Product No. Description - 4 Foot 3 Rail

|             |                           |               |
|-------------|---------------------------|---------------|
| 48BSL31-6   | Section 3/4x3/4 pickets   | 4' x 69 1/4"  |
| 48BSL31-1-6 | Section 1x1 pickets       | 4' x 69 1/4"  |
| BP4466      | Post                      | 4" x 4" x 78" |
| BP3366      | Post                      | 3" x 3" x 78" |
| AGP446      | Alum Gate Post Stiff      | 4" x 4" x 72" |
| AGP336      | Alum Gate Post Stiff      | 3" x 3" x 72" |
| WGAF5048    | Walk Gate w/Alum Frame    | 50" x 48"     |
| DDGAF9648   | Double Drive w/Alum Frame | 96" x 48"     |

#### Product No. Description- 5 Foot 3 Rail

|             |                           |               |
|-------------|---------------------------|---------------|
| 60BSL33-6   | Section 3/4x3/4 pickets   | 5' x 69 1/4"  |
| 60BSL33-1-6 | Section 1x1 pickets       | 5' x 69 1/4"  |
| BP4476      | Post                      | 4" x 4" x 90" |
| BP3376      | Post with Insert          | 3" x 3" x 90" |
| AGP447      | Alum Gate Post Stiff      | 4" x 4" x 84" |
| AGP337      | Alum Gate Post Stiff      | 3" x 3" x 84" |
| WGAF5060    | Walk Gate w/Alum Frame    | 50" x 60"     |
| DDGAF9660   | Double Drive w/Alum Frame | 96" x 60"     |

#### Product No. Description- 6 Foot 4 Rail

|             |                           |                |
|-------------|---------------------------|----------------|
| 72BSL36-6   | Section 3/4x3/4 pickets   | 6' x 69 1/4"   |
| 72BSL36-1-6 | Section 1x1 pickets-3R    | 6' x 69 1/4"   |
| BP4486      | Post                      | 4" x 4" x 102" |
| BP3386      | Post with Insert          | 3" x 3" x 102" |
| AGP448      | Alum Gate Post Stiff      | 4" x 4" x 96"  |
| AGP338      | Alum Gate Post Stiff      | 3" x 3" x 96"  |
| WGAF5072    | Walk Gate w/Alum Frame    | 50" x 72"      |
| DDGAF9672   | Double Drive w/Alum Frame | 96" x 72"      |

#### Post Caps Description

|        |                 |         |
|--------|-----------------|---------|
| BBC33  | Ball Cap        | 3" x 3" |
| BPC33  | Pyramid Cap     | 3" x 3" |
| BBC44  | Ball Cap        | 4" x 4" |
| BPC44  | Pyramid Cap     | 4" x 4" |
| BS44NE | New England Cap | 4" x 4" |
| BS44SG | Seamless Gothic | 4" x 4" |

#### Options Description Weight Price

|        |                     |             |  |
|--------|---------------------|-------------|--|
| BG112  | Black Glue          | 1.2 oz      |  |
| AH34   | Arrowhead           | 3/4" x 3/4" |  |
| AH1    | Arrowhead           | 1" x 1"     |  |
| SH34   | Spearhead           | 3/4" x 3/4" |  |
| SH1    | Spearhead           | 1" x 1"     |  |
| BTB225 | Trim & Base Bracket | 2" x 2 1/2" |  |
| BWM134 | Wall Mount          | 1" x 1 3/4" |  |

Prices Subject To Change Without Notice. 11/2005

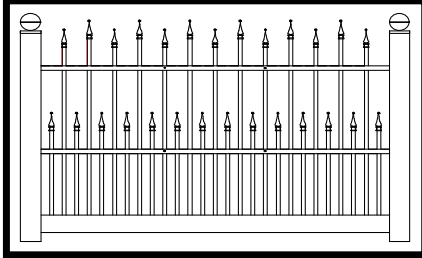
**TO ORDER CALL: 866-333-1050 FAX: 402-333-2054**

BLACKline products

Alternating Top

4" spacing 3 Rail

6' Sections



# BLACK VINYL FENCE

BSL 40-43-46

Routed Fence Sections / Post / Additional Material Costs

## FENCE SECTION / POST

### Fence Section Includes:

- Bottom Rail
- Top/Middle Rails
- Pickets
- Spear Picket Tops
- Black Screws
- U Stiffener

### NOTES

- Fence Sections Routed Only Unassembled
- Top / Middle Rails Routed Both Sides For Pickets
- Bottom Rail Routed One Side For Pickets
- Fence Posts & Caps Sold Separately
- Aluminum Insert Recommended For Gate Post
- All Gates Are Unassembled and Include Standard Black Hardware & Latch
- Some Assembly Required

### Posts:

(When ordering please specify quantity of each post)

- Line Post, Corner Post, End Post and Three Way Post

### FREIGHT CHARGES

Please call toll free number listed below

### SHOP DRAWING

See BSL40-43-46

### Product No. Description - 4 Foot 3 Rail

|             |                           |               |
|-------------|---------------------------|---------------|
| 48BSL40-6   | Section 3/4x3/4 pickets   | 4' x 69 1/4"  |
| 48BSL40-1-6 | Section 1x1 pickets       | 4' x 69 1/4"  |
| BP4466      | Post                      | 4" x 4" x 78" |
| BP3366      | Post                      | 3" x 3" x 78" |
| AGP446      | Alum Gate Post Stiff      | 4" x 4" x 72" |
| AGP336      | Alum Gate Post Stiff      | 3" x 3" x 72" |
| WGAF5048    | Walk Gate w/Alum Frame    | 50" x 48"     |
| DDGAF9648   | Double Drive w/Alum Frame | 96" x 48"     |

### Product No. Description- 5 Foot 3 Rail

|             |                           |               |
|-------------|---------------------------|---------------|
| 60BSL43-6   | Section 3/4x3/4 pickets   | 5' x 69 1/4"  |
| 60BSL43-1-6 | Section 1x1 pickets       | 5' x 69 1/4"  |
| BP4476      | Post                      | 4" x 4" x 90" |
| BP3376      | Post with Insert          | 3" x 3" x 90" |
| AGP447      | Alum Gate Post Stiff      | 4" x 4" x 84" |
| AGP337      | Alum Gate Post Stiff      | 3" x 3" x 84" |
| WGAF5060    | Walk Gate w/Alum Frame    | 50" x 60"     |
| DDGAF9660   | Double Drive w/Alum Frame | 96" x 60"     |

### Product No. Description- 6 Foot 3 Rail

|             |                           |                |
|-------------|---------------------------|----------------|
| 72BSL46-6   | Section 3/4x3/4 pickets   | 6' x 69 1/4"   |
| 72BSL46-1-6 | Section 1x1 pickets       | 6' x 69 1/4"   |
| BP4486      | Post                      | 4" x 4" x 102" |
| BP3386      | Post with Insert          | 3" x 3" x 102" |
| AGP448      | Alum Gate Post Stiff      | 4" x 4" x 96"  |
| AGP338      | Alum Gate Post Stiff      | 3" x 3" x 96"  |
| WGAF5072    | Walk Gate w/Alum Frame    | 50" x 72"      |
| DDGAF9672   | Double Drive w/Alum Frame | 96" x 72"      |

### Post Caps Description

|        |                 |         |
|--------|-----------------|---------|
| BBC33  | Ball Cap        | 3" x 3" |
| BPC33  | Pyramid Cap     | 3" x 3" |
| BBC44  | Ball Cap        | 4" x 4" |
| BPC44  | Pyramid Cap     | 4" x 4" |
| BS44NE | New England Cap | 4" x 4" |
| BS44SG | Seamless Gothic | 4" x 4" |

### Options Description Weight Price

|        |                     |             |  |
|--------|---------------------|-------------|--|
| BG112  | Black Glue          | 1.2 oz      |  |
| AH34   | Arrowhead           | 3/4" x 3/4" |  |
| AH1    | Arrowhead           | 1" x 1"     |  |
| SH34   | Spearhead           | 3/4" x 3/4" |  |
| SH1    | Spearhead           | 1" x 1"     |  |
| BTB225 | Trim & Base Bracket | 2" x 2 1/2" |  |
| BWM134 | Wall Mount          | 1" x 1 3/4" |  |

Prices Subject To Change Without Notice. 11/2005

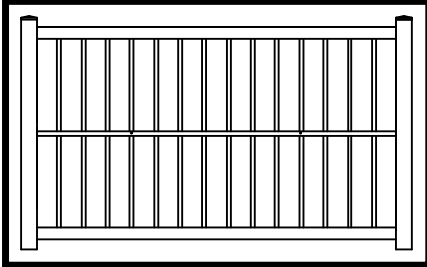
**TO ORDER CALL: 866-333-1050 FAX: 402-333-2054**

BLACKline products

Closed Top

4" spacing 3 Rail

6' & 8' Sections



**Fence Section Includes:**

- Bottom Rail
- Top/Middle Rails
- Pickets
- Spears Picket Tops
- Black Screws
- U Stiffener

**NOTES**

- Fence Sections Routed Only
- Unassembled
- Top / Middle Rails Routed
- Both Sides For Pickets
- Bottom Rail Routed
- One Side For Pickets
- Fence Posts & Caps
- Sold Separately
- Aluminum Insert Recommended
- For Gate Post
- All Gates are Unassembled and
- Include Standard Black
- Hardware & Latch
- Some Assembly Required

**Posts:**

- (When ordering please
- specify quantity of each post)
- Line Post, Corner Post,
- End Post and Three Way Post

**FREIGHT CHARGES**

Please call toll free number listed below

**SHOP DRAWING**

See BSL50-54-58

**BLACK VINYL FENCE**

**BSL 50-54-58**

Routed Fence Sections / Post / Additional Material Costs

**FENCE SECTION / POST**

| Product No. | Description - 4 Foot      | 3 Rail        |
|-------------|---------------------------|---------------|
| 48BSL50-6   | Section 3/4x3/4 pickets   | 4' x 69 1/4"  |
| 48BSL50-8   | Section 3/4x3/4 pickets   | 4' x 96"      |
| 48BSL50-1-6 | Section 1x1 pickets       | 4' x 69 1/4"  |
| 48BSL50-1-8 | Section 1x1 pickets       | 4' x 96"      |
| BP4466      | Post                      | 4" x 4" x 78" |
| BP3366      | Post                      | 3" x 3" x 78" |
| AGP446      | Alum Gate Post Stiff      | 4" x 4" x 72" |
| AGP336      | Alum Gate Post Stiff      | 3" x 3" x 72" |
| WGAF5048    | Walk Gate w/Alum Frame    | 50" x 48"     |
| DDGAF9648   | Double Drive w/Alum Frame | 96" x 48"     |

| Product No. | Description- 5 Foot       | 3 Rail        |
|-------------|---------------------------|---------------|
| 60BSL54-6   | Section 3/4x3/4 pickets   | 5' x 69 1/4"  |
| 60BSL54-8   | Section 3/4x3/4 pickets   | 5' x 96"      |
| 60BSL54-1-6 | Section 1x1 pickets       | 5' x 69 1/4"  |
| 60BSL54-1-8 | Section 1x1 pickets       | 5' x 96"      |
| BP4476      | Post                      | 4" x 4" x 90" |
| BP3376      | Post with Insert          | 3" x 3" x 90" |
| AGP447      | Alum Gate Post Stiff      | 4" x 4" x 84" |
| AGP337      | Alum Gate Post Stiff      | 3" x 3" x 84" |
| WGAF5060    | Walk Gate w/Alum Frame    | 50" x 60"     |
| DDGAF9660   | Double Drive w/Alum Frame | 96" x 60"     |

| Product No. | Description- 6 Foot       | 4 Rail         |
|-------------|---------------------------|----------------|
| 72BSL58-6   | Section 3/4x3/4 pickets   | 6' x 69 1/4"   |
| 72BSL58-8   | Section 3/4x3/4 pickets   | 6' x 96"       |
| 72BSL58-1-6 | Section 1x1 pickets       | 6' x 69 1/4"   |
| 72BSL58-1-8 | Section 1x1 pickets       | 6' x 96"       |
| BP4486      | Post                      | 4" x 4" x 102" |
| BP3386      | Post with Insert          | 3" x 3" x 102" |
| AGP448      | Alum Gate Post Stiff      | 4" x 4" x 96"  |
| AGP338      | Alum Gate Post Stiff      | 3" x 3" x 96"  |
| WGAF5072    | Walk Gate w/Alum Frame    | 50" x 72"      |
| DDGAF9672   | Double Drive w/Alum Frame | 96" x 72"      |

| Post Caps | Description     |         |
|-----------|-----------------|---------|
| BBC33     | Ball Cap        | 3" x 3" |
| BPC33     | Pyramid Cap     | 3" x 3" |
| BBC44     | Ball Cap        | 4" x 4" |
| BPC44     | Pyramid Cap     | 4" x 4" |
| BS44NE    | New England Cap | 4" x 4" |
| BS44SG    | Seamless Gothic | 4" x 4" |

| Options | Description         |             |
|---------|---------------------|-------------|
| BG112   | Black Glue          | 1.2 oz      |
| AH34    | Arrowhead           | 3/4" x 3/4" |
| AH1     | Arrowhead           | 1" x 1"     |
| SH34    | Spearhead           | 3/4" x 3/4" |
| SH1     | Spearhead           | 1" x 1"     |
| BTB225  | Trim & Base Bracket | 2" x 2 1/2" |
| BWM134  | Wall Mount          | 1" x 1 3/4" |

Prices Subject To Change Without Notice. 11/2005

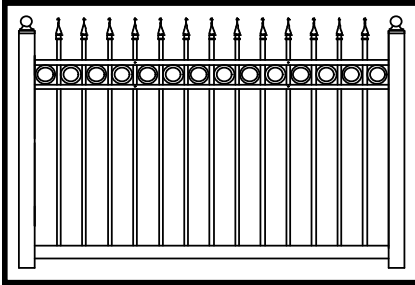
**TO ORDER CALL: 866-333-1050 FAX: 402-333-2054**

**BLACKLINE**  
products

Straight Top with Rings

4" spacing 3 Rail

6' Sections



**Fence Section Includes:**

- Bottom Rail
- Top/Middle Rails
- Pickets
- Spear Picket Tops
- Black Screws
- U Stiffener
- Rings

**NOTES**

- Fence Sections Routed Only
- Unassembled
- Top / Middle Rails Routed
- Both Sides For Pickets
- Bottom Rail Routed
- One Side For Pickets
- Fence Posts & Caps
- Sold Separately
- Aluminum Insert Recommended
- For Gate Post
- All Gates are Unassembled and
- Include Standard Black
- Hardware & Latch
- Some Assembly Required

**Posts:**

- (When ordering please
- specify quantity of each post)
- Line Post, Corner Post,
- End Post and Three Way Post

**FREIGHT CHARGES**

Please call toll free number listed below

**SHOP DRAWING**

See BSL70-73-75

**BLACK VINYL FENCE**

**BSL 70-73-75**

Routed Fence Sections / Post / Additional Material Costs

**FENCE SECTION / POST**

**Product No. Description - 4 Foot 3 Rail**

|             |                           |               |
|-------------|---------------------------|---------------|
| 48BSL70-6   | Section 3/4x3/4 pickets   | 4' x 69 1/4"  |
| 48BSL70-1-6 | Section 1x1 pickets       | 4' x 69 1/4"  |
| BP4466      | Post                      | 4" x 4" x 78" |
| BP3366      | Post                      | 3" x 3" x 78" |
| AGP446      | Alum Gate Post Stiff      | 4" x 4" x 72" |
| AGP336      | Alum Gate Post Stiff      | 3' x 3' x 72" |
| WGAF5048    | Walk Gate w/Alum Frame    | 50" x 48"     |
| DDGAF9648   | Double Drive w/Alum Frame | 96" x 48"     |

**Product No. Description- 5 Foot 4 Rail**

|             |                           |               |
|-------------|---------------------------|---------------|
| 60BSL73-6   | Section 3/4x3/4 pickets   | 5' x 69 1/4"  |
| 60BSL73-1-6 | Section 1x1 pickets       | 5' x 69 1/4"  |
| BP4476      | Post                      | 4' x 4' x 90" |
| BP3376      | Post with Insert          | 3" x 3' x 90" |
| AGP447      | Alum Gate Post Stiff      | 4' x 4' x 84" |
| AGP337      | Alum Gate Post Stiff      | 3' x 3' x 84" |
| WGAF5060    | Walk Gate w/Alum Frame    | 50" x 60"     |
| DDGAF9660   | Double Drive w/Alum Frame | 96" x 60"     |

**Product No. Description- 6 Foot 4 Rail**

|             |                           |                |
|-------------|---------------------------|----------------|
| 72BSL75-6   | Section 3/4x3/4 pickets   | 6' x 69 1/4"   |
| 72BSL75-1-6 | Section 1x1 pickets-3R    | 6' x 69 1/4"   |
| BP4486      | Post                      | 4" x 4" x 102" |
| BP3386      | Post with Insert          | 3" x 3" x 102" |
| AGP448      | Alum Gate Post Stiff      | 4" x 4" x 96"  |
| AGP338      | Alum Gate Post Stiff      | 3" x 3" x 96"  |
| WGAF5072    | Walk Gate w/Alum Frame    | 50" x 72"      |
| DDGAF9672   | Double Drive w/Alum Frame | 96" x 72"      |

**Post Caps Description**

|        |                 |         |
|--------|-----------------|---------|
| BBC33  | Ball Cap        | 3" x 3" |
| BPC33  | Pyramid Cap     | 3" x 3" |
| BBC44  | Ball Cap        | 4" x 4" |
| BPC44  | Pyramid Cap     | 4" x 4" |
| BS44NE | New England Cap | 4" x 4" |
| BS44SG | Seamless Gothic | 4" x 4" |

**Options Description**

|        |                     |           |
|--------|---------------------|-----------|
| BG112  | Black Glue          | 1.2 oz    |
| AH34   | Arrowhead           | 3/4 x 3/4 |
| AH1    | Arrowhead           | 1x1       |
| SH34   | Spearhead           | 3/4 x 3/4 |
| SH1    | Spearhead           | 1 x 1     |
| BTB225 | Trim & Base Bracket | 2 x 2 1/2 |
| BWM134 | Wall Mount          | 1 x 1 3/4 |

BLACKLINE products

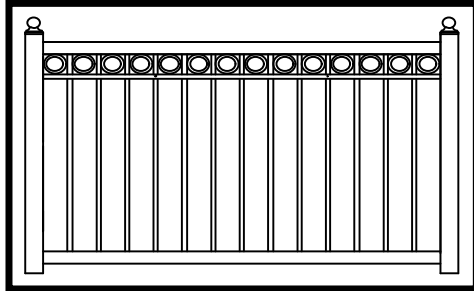
Prices Subject To Change Without Notice. 11/2005

**TO ORDER CALL: 866-333-1050 FAX: 402-333-2054**

Closed Top with Rings

4" spacing 3 Rail

6' & 8' Sections



# BLACK VINYL FENCE

BSL 72-74-78

Routed Fence Sections / Post / Additional Material Costs

## FENCE SECTION / POST

| Product No. | Description - 4 Foot           | 3 Rail        |
|-------------|--------------------------------|---------------|
| 48BSL72-6   | Section 3/4x3/4 pickets        | 4' x 69 1/4"  |
| 48BSL72-8   | Section 3/4x3/4 pickets        | 4' x 96"      |
| 48BSL72-1-6 | Section 1x1 pickets            | 4' x 69 1/4"  |
| 48BSL72-1-8 | Section 1x1 pickets            | 4' x 96"      |
| BP4466      | Post                           | 4" x 4" x 78" |
| BP3366      | Post                           | 3" x 3" x 78" |
| AGP446      | Alum Gate Post Stiff           | 4" x 4" x 72" |
| AGP336      | Alum Gate Post Stiff           | 3" x 3" x 72" |
| WGAF5048    | Walk Gate w/Alum Frame         | 50" x 48"     |
| DDGAF9648   | Double Drive Gate w/Alum Frame | 96" x 48"     |

### Fence Section Includes:

- Bottom Rail
- Top/Middle Rails
- Pickets
- Black Screws
- U Stiffener
- Rings

| Product No. | Description- 5 Foot            | 4 Rail        |
|-------------|--------------------------------|---------------|
| 60BSL74-6   | Section 3/4x3/4 pickets        | 5' x 69 1/4"  |
| 60BSL74-8   | Section 3/4x3/4 pickets        | 5' x 96"      |
| 60BSL74-1-6 | Section 1x1 pickets            | 5' x 69 1/4"  |
| 60BSL74-1-8 | Section 1x1 pickets            | 5' x 96"      |
| BP4476      | Post                           | 4" x 4" x 90" |
| BP3376      | Post with Insert               | 3" x 3" x 90" |
| AGP447      | Alum Gate Post Stiff           | 4" x 4" x 84" |
| AGP337      | Alum Gate Post Stiff           |               |
| WGAF5060    | Walk Gate w/Alum Frame         | 50" x 60"     |
| DDGAF9660   | Double Drive Gate w/Alum Frame | 96" x 60"     |

### NOTES

Fence Sections Routed Only  
 Unassembled  
 Top / Middle Rails Routed  
 Both Sides For Pickets  
 Bottom Rail Routed  
 One Side For Pickets  
 Fence Posts & Caps  
 Sold Separately  
 Aluminum Insert Recommended  
 For Gate Post  
 All Gates are Unassembled and  
 Include Standard Black  
 Hardware & Latch  
 Some Assembly Required

| Product No. | Description- 6 Foot            | 4 Rail         |
|-------------|--------------------------------|----------------|
| 72BSL78-6   | Section 3/4x3/4 pickets        | 6' x 69 1/4"   |
| 72BSL78-8   | Section 3/4x3/4 pickets        | 6' x 96"       |
| 72BSL78-1-6 | Section 1x1 pickets            | 6' x 69 1/4"   |
| 72BSL78-1-8 | Section 1x1 pickets            | 6' x 96"       |
| BP4486      | Post                           | 4" x 4" x 102" |
| BP3386      | Post with Insert               | 3" x 3" x 102" |
| AGP448      | Alum Gate Post Stiff           | 4" x 4" x 96"  |
| AGP338      | Alum Gate Post Stiff           | 3" x 3" x 96"  |
| WGAF5072    | Walk Gate w/Alum Frame         | 50" x 72"      |
| DDGAF9672   | Double Drive Gate w/Alum Frame | 96" x 72"      |

| Post Caps | Description     |         |
|-----------|-----------------|---------|
| BBC33     | Ball Cap        | 3" x 3" |
| BPC33     | Pyramid Cap     | 3" x 3" |
| BBC44     | Ball Cap        | 4" x 4" |
| BPC44     | Pyramid Cap     | 4" x 4" |
| BS44NE    | New England Cap | 4" x 4" |
| BS44SG    | Seamless Gothic | 4" x 4" |

**Posts:**  
 (When ordering please  
 specify quantity of each post)  
 Line Post, Corner Post,  
 End Post and Three Way Post

### FREIGHT CHARGES

Please call toll free number listed below

### SHOP DRAWING

See BSL72-74-78

| Options | Description         |             |
|---------|---------------------|-------------|
| BG112   | Black Glue          | 1.2 oz      |
| AH34    | Arrowhead           | 3/4" x 3/4" |
| AH1     | Arrowhead           | 1" x 1"     |
| SH34    | Spearhead           | 3/4" x 3/4" |
| SH1     | Spearhead           | 1" x 1"     |
| BTB225  | Trim & Base Bracket | 2" x 2 1/2" |
| BWM134  | Wall Mount          | 1" x 1 3/4" |

Prices Subject To Change Without Notice. 11/2005

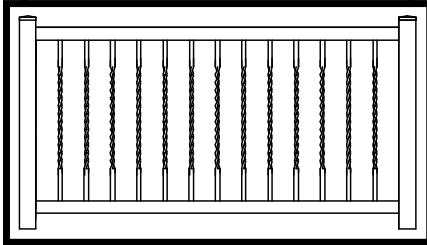
**TO ORDER CALL: 866-333-1050 FAX: 402-333-2054**

BLACKLINE products

Twisted Pickets

4" spacing 2 & 4 Rail

6' & 8' Sections



**Fence Section Includes:**

- Bottom Rail
- Top/Middle Rails
- Pickets
- Spear Picket Tops
- Black Screws
- U Stiffener

**NOTES**

- Fence Sections Routed Only
- Unassembled
- Top / Middle Rails Routed
- Both Sides For Pickets
- Bottom Rail Routed
- One Side For Pickets
- Fence Posts & Caps
- Sold Separately
- Aluminum Insert Recommended
- For Gate Post
- All Gates are Unassembled and
- Include Standard Black
- Hardware & Latch
- Some Assembly Required

**Posts:**  
**(When ordering please specify quantity of each post)**  
 Line Post, Corner Post,  
 End Post and Three Way Post

**FREIGHT CHARGES**

Please call toll free number listed below

**SHOP DRAWING**

See BSL80-83

# BLACK VINYL FENCE

**BSL 80-83**

Routed Fence Sections / Post / Additional Material Costs

**FENCE SECTION / POST**

**Product No. Description - 3'6" Foot 2 Rail**

|           |                           |                |
|-----------|---------------------------|----------------|
| 48BSL80-6 | Section 3/4x3/4 pickets   | 3'6" x 69 1/4" |
| 48BSL80-8 | Section 3/4x3/4 pickets   | 3'6" x 96"     |
| BP4466    | Post                      | 4' x 4" x 78"  |
| BP3366    | Post                      | 3" x 3" x 78"  |
| AGP446    | Alum Gate Post Stiff      | 4" x 4" x 72"  |
| AGP336    | Alum Gate Post Stiff      | 3" x 3" x 72"  |
| WGA5048   | Walk Gate w/Alum Frame    | 50" x 48"      |
| DDGAF9648 | Double Drive w/Alum Frame | 96" x 48"      |

**Product No. Description- 4 Foot 4 Rail**

|           |                           |               |
|-----------|---------------------------|---------------|
| 48BSL83-6 | Section 3/4x3/4 pickets   | 4' x 69 1/4"  |
| 48BSL83-8 | Section 3/4x3/4 pickets   | 4' x 96"      |
| BP4466    | Post                      | 4" x 4" x 78" |
| BP3366    | Post                      | 3" x 3" x 78" |
| AGP446    | Alum Gate Post Stiff      | 4" x 4" x 72" |
| AGP336    | Alum Gate Post Stiff      | 3" x 3" x 72" |
| WGA5060   | Walk Gate w/Alum Frame    | 50" x 60"     |
| DDGAF9660 | Double Drive w/Alum Frame | 96" x 60"     |

**Description**

|        |                 |         |
|--------|-----------------|---------|
| BBC33  | Ball Cap        | 3" x 3" |
| BPC33  | Pyramid Cap     | 3" x 3" |
| BBC44  | Ball Cap        | 4" x 4" |
| BPC44  | Pyramid Cap     | 4" x 4" |
| BS44NE | New England Cap | 4" x 4" |
| BS44SG | Seamless Gothic | 4" x 4" |

**Options Description**

|        |                     |             |
|--------|---------------------|-------------|
| BG112  | Black Glue          | 1.2 oz      |
| AH34   | Arrowhead           | 3/4" x 3/4" |
| AH1    | Arrowhead           | 1" x 1"     |
| SH34   | Spearhead           | 3/4" x 3/4" |
| SH1    | Spearhead           | 1" x 1"     |
| BTB225 | Trim & Base Bracket | 2" x 2 1/2" |
| BWM134 | Wall Mount          | 1" x 1 3/4" |

Prices Subject To Change Without Notice. 11/2005

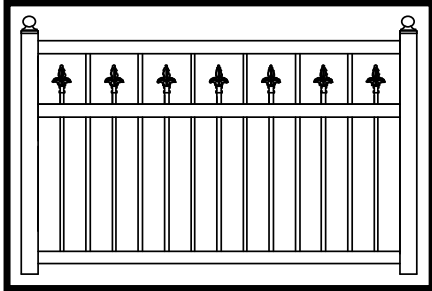
**TO ORDER CALL: 866-333-1050 FAX: 402-333-2054**

**BLACKline** products

Closed Picket

4" spacing 3 Rail

6' Sections



# BLACK VINYL FENCE

BSL 91-94-96

Routed Fence Sections / Post / Additional Material Costs

## FENCE SECTION / POST

### Product No. Description - 4 Foot 3 Rail

|             |                           |               |
|-------------|---------------------------|---------------|
| 48BSL91-6   | Section 3/4x3/4 pickets   | 4" x 69 1/4"  |
| 48BSL91-1-6 | Section 1x1 pickets       | 4" x 69 1/4"  |
| BP4466      | Post                      | 4" x 4" x 78" |
| BP3366      | Post                      | 3" x 3" x 78" |
| AGP446      | Alum Gate Post Stiff      | 4" x 4" x 72" |
| AGP336      | Alum Gate Post Stiff      | 3" x 3" x 72" |
| WGAF5048    | Walk Gate w/Alum Frame    | 50" x 48"     |
| DDGAF9648   | Double Drive w/Alum Frame | 96" x 48"     |

### Fence Section Includes:

- Bottom Rail
- Top/Middle Rails
- Pickets
- Spear Picket Tops
- Black Screws
- U Stiffener

### Product No. Description- 5 Foot 3 Rail

|             |                           |               |
|-------------|---------------------------|---------------|
| 60BSL94-6   | Section 3/4x3/4 pickets   | 5" x 69 1/4"  |
| 60BSL94-1-6 | Section 1x1 pickets       | 5" x 69 1/4"  |
| BP4476      | Post                      | 4" x 4" x 90" |
| BP3376      | Post with Insert          | 3" x 3" x 90" |
| AGP447      | Alum Gate Post Stiff      | 4" x 4" x 84" |
| AGP337      | Alum Gate Post Stiff      | 3" x 3" x 84" |
| WGAF5060    | Walk Gate w/Alum Frame    | 50" x 60"     |
| DDGAF9660   | Double Drive w/Alum Frame | 96" x 60"     |

### NOTES

- Fence Sections Routed Only
- Unassembled
- Top / Middle Rails Routed
- Both Sides For Pickets
- Bottom Rail Routed
- One Side For Pickets
- Fence Posts & Caps
- Sold Separately
- Aluminum Insert Recommended
- For Gate Post
- All Gates are Unassembled and
- Include Standard Black
- Hardware & Latch
- Some Assembly Required

### Posts:

- (When ordering please specify quantity of each post)
- Line Post, Corner Post,
  - End Post and Three Way Post

### FREIGHT CHARGES

Please call toll free number listed below

### SHOP DRAWING

See BSL91-94-96

### Product No. Description- 6 Foot 4 Rail

|             |                           |                |
|-------------|---------------------------|----------------|
| 72BSL96-6   | Section 3/4x3/4 pickets   | 6" x 69 1/4"   |
| 72BSL96-1-6 | Section 1x1 pickets       | 6" x 69 1/4"   |
| BP4486      | Post                      | 4" x 4" x 102" |
| BP3386      | Post with Insert          | 3" x 3" x 102" |
| AGP448      | Alum Gate Post Stiff      | 4" x 4" x 96"  |
| AGP338      | Alum Gate Post Stiff      | 3" x 3" x 96"  |
| WGAF5072    | Walk Gate w/Alum Frame    | 50" x 72"      |
| DDGAF9672   | Double Drive w/Alum Frame | 96" x 72"      |

### Post Caps Description

|        |                 |         |
|--------|-----------------|---------|
| BBC33  | Ball Cap        | 3" x 3" |
| BPC33  | Pyramid Cap     | 3" x 3" |
| BBC44  | Ball Cap        | 4" x 4" |
| BPC44  | Pyramid Cap     | 4" x 4" |
| BS44NE | New England Cap | 4" x 4" |
| BS44SG | Seamless Gothic | 4" x 4" |

### Options Description

|        |                     |             |
|--------|---------------------|-------------|
| BG112  | Black Glue          | 1.2 oz      |
| AH34   | Arrowhead           | 3/4" x 3/4" |
| AH1    | Arrowhead           | 1" x 1"     |
| SH34   | Spearhead           | 3/4" x 3/4" |
| SH1    | Spearhead           | 1" x 1"     |
| BTB225 | Trim & Base Bracket | 2" x 2 1/2" |
| BWM134 | Wall Mount          | 1" x 1 3/4" |

BLACKline products

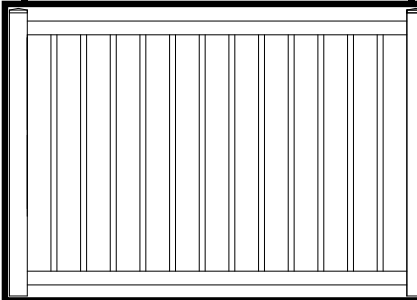
Prices Subject To Change Without Notice. 11/2005

**TO ORDER CALL: 866-333-1050 FAX: 402-333-2054**

**POOL FENCE**

4" spacing

**6' & 8' Sections**



**Fence Section Includes:**

- Top/Bottom Rail
- Pickets
- Picket inserts
- Black Screws
- U Stiffener

**NOTES**

Fence Sections Routed Only  
 Unassembled  
 Top / Middle Rails Routed  
 Both Sides For Pickets  
 Bottom Rail Routed  
 One Side For Pickets  
 Fence Posts & Caps  
 Sold Separately  
 Aluminum Insert Recommended  
 For Gate Post  
 All Gates are Unassembled and  
 Include Standard Black  
 Hardware & Latch  
 Some Assembly Required

**Posts:**

(When ordering please specify quantity of each post)

- Line Post, Corner Post,
- End Post and Three Way Post

**FREIGHT CHARGES**

Please call toll free number listed below

**SHOP DRAWING**

See BSL131-132-134

**BLACK VINYL FENCE**

**BSL131-132-134**

Routed Fence Sections / Post / Additional Material Costs

**FENCE SECTION / POST**

**LIST PRICES**

| Product No.  | Description - 4 Foot      | 2 Rail        |
|--------------|---------------------------|---------------|
| 48BSL131-1-6 | Section 1x1 pickets       | 4' x 69 1/4"  |
| 48BSL131-1-8 | Section 1x1 pickets       | 4' x 96"      |
| BP4466       | Post                      | 4" x 4" x 78" |
| BP3366       | Post                      | 3" x 3" x 78" |
| AGP446       | Alum Gate Post Stiff      | 4" x 4" x 72" |
| AGP336       | Alum Gate Post Stiff      | 3" x 3" x 72" |
| WGAF5048     | Walk Gate w/Alum Frame    | 50" x 48"     |
| DDGAF9648    | Double Drive w/Alum Frame | 96" x 48"     |

**Product No. Description- 5 Foot 2 Rail**

|              |                           |               |
|--------------|---------------------------|---------------|
| 60BSL132-1-6 | Section 1x1 pickets       | 5' x 69 1/4"  |
| 60BSL132-1-8 | Section 1x1 pickets       | 5' x 96"      |
| BP4476       | Post                      | 4" x 4" x 90" |
| BP3376       | Post with Insert          | 3" x 3" x 90" |
| AGP447       | Alum Gate Post Stiff      | 4" x 4" x 84" |
| AGP337       | Alum Gate Post Stiff      | 3" x 3" x 84" |
| WGAF5060     | Walk Gate w/Alum Frame    | 50" x 60"     |
| DDGAF9660    | Double Drive w/Alum Frame | 96" x 60"     |

**Product No. Description- 6 Foot 3 Rail**

|              |                           |                |
|--------------|---------------------------|----------------|
| 72BSL134-1-6 | Section 1x1 pickets       | 6' x 69 1/4"   |
| 72BSL134-1-8 | Section 1x1 pickets       | 6' x 96"       |
| BP4486       | Post                      | 4" x 4" x 102" |
| BP3386       | Post with Insert          | 3" x 3" x 102" |
| AGP448       | Alum Gate Post Stiff      | 4" x 4" x 96"  |
| AGP338       | Alum Gate Post Stiff      | 3" x 3" x 96"  |
| WGAF5072     | Walk Gate w/Alum Frame    | 50" x 72"      |
| DDGAF9672    | Double Drive w/Alum Frame | 96" x 72"      |

**Post Caps Description**

|        |                 |         |
|--------|-----------------|---------|
| BBC33  | Ball Cap        | 3" x 3" |
| BPC33  | Pyramid Cap     | 3" x 3" |
| BBC44  | Ball Cap        | 4" x 4" |
| BPC44  | Pyramid Cap     | 4" x 4" |
| BS44NE | New England Cap | 4" x 4" |
| BS44SG | Seamless Gothic | 4" x 4" |

**Options Description**

|        |                     |             |
|--------|---------------------|-------------|
| BG112  | Black Glue          | 1.2 oz      |
| AH34   | Arrowhead           | 3/4" x 3/4" |
| AH1    | Arrowhead           | 1" x 1"     |
| SH34   | Spearhead           | 3/4" x 3/4" |
| SH1    | Spearhead           | 1" x 1"     |
| BTB225 | Trim & Base Bracket | 2" x 2 1/2" |
| BWM134 | Wall Mount          | 1" x 1 3/4" |

Prices Subject To Change Without Notice. 11/2005

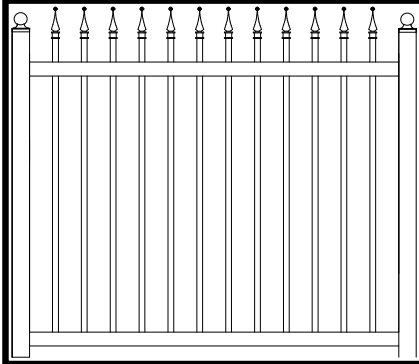
**TO ORDER CALL: 866-333-1050 FAX: 402-333-2054**

**BLACKline** products

**POOL FENCE**

4" spacing    2 Rail

**6' Sections**



**Fence Section Includes:**

- Top/Bottom Rails
- Pickets
- Picket inserts
- Spear Picket Tops
- Black Screws
- U Stiffener

**NOTES**

- Fence Sections Routed Only
- Unassembled
- Top / Middle Rails Routed
- Both Sides For Pickets
- Bottom Rail Routed
- One Side For Pickets
- Fence Posts & Caps
- Sold Separately
- Aluminum Insert Recommended
- For Gate Post
- All Gates Are Unassembled and
- Include Standard Black
- Hardware & Latch
- Some Assembly Required

**Posts:**

**(When ordering please specify quantity of each post)**

- Line Post, Corner Post,
- End Post and Three Way Post

**FREIGHT CHARGES**

Please call toll free number listed below

**SHOP DRAWING**

See BSL135-136-137

**BLACK VINYL FENCE**

BSL 135-136-137

Routed Fence Sections / Post / Additional Material Costs

**FENCE SECTION / POST**

**Product No. Description - 4 Foot 2 Rail**

|              |                           |              |
|--------------|---------------------------|--------------|
| 48BSL135-1-6 | Section 1x1 pickets       | 4' x 69 1/4" |
| BP4466       | Post                      | 4 x 4 x 78"  |
| BP3366       | Post                      | 3 x 3 x 78"  |
| AGP446       | Alum Gate Post Stiff      | 4 x 4 x 72"  |
| AGP336       | Alum Gate Post Stiff      | 3 x 3 x 72"  |
| WGAF5048     | Walk Gate w/Alum Frame    | 50" x 48'    |
| DDGAF9648    | Double Drive w/Alum Frame | 96" x 48'    |

**Product No. Description- 5 Foot 2 Rail**

|              |                           |              |
|--------------|---------------------------|--------------|
| 60BSL136-1-6 | Section 1x1 pickets       | 5' x 69 1/4" |
| BP4476       | Post                      | 4 x 4 x 90"  |
| BP3376       | Post with Insert          | 3 x 3 x 90"  |
| AGP447       | Alum Gate Post Stiff      | 4 x 4 x 84"  |
| AGP337       | Alum Gate Post Stiff      | 3 x 3 x 84"  |
| WGAF5060     | Walk Gate w/Alum Frame    | 50" x 60"    |
| DDGAF9660    | Double Drive w/Alum Frame | 96" x 60"    |

**Description- 6 Foot 3 Rail**

|              |                           |              |
|--------------|---------------------------|--------------|
| 72BSL137-1-6 | Section 1x1 pickets       | 6' x 69 1/4" |
| BP4486       | Post                      | 4 x 4 x 102" |
| BP3386       | Post with Insert          | 3 x 3 x 102" |
| AGP448       | Alum Gate Post Stiff      | 4 x 4 x 96"  |
| AGP338       | Alum Gate Post Stiff      | 3 x 3 x 96"  |
| WGAF5072     | Walk Gate w/Alum Frame    | 50" x 72"    |
| DDGAF9672    | Double Drive w/Alum Frame | 96" x 72"    |

**Post Caps Description**

|        |                 |         |
|--------|-----------------|---------|
|        | Ball Cap        |         |
| BPC33  | Pyramid Cap     | 3" x 3" |
| BBC44  | Ball Cap        | 4" x 4" |
| BPC44  | Pyramid Cap     | 4" x 4" |
| BS44NE | New England Cap | 4" x 4" |
| BS44SG | Seamless Gothic | 4" x 4" |

**Options Description**

|        |                     |             |
|--------|---------------------|-------------|
| BG112  | Black Glue          | 1.2 oz      |
| AH34   | Arrowhead           | 3/4" x 3/4" |
| AH1    | Arrowhead           | 1" x 1"     |
| SH34   | Spearhead           | 3/4" x 3/4" |
| SH1    | Spearhead           | 1" x 1"     |
| BTB225 | Trim & Base Bracket | 2" x 2 1/2" |
| BWM134 | Wall Mount          | 1" x 1 3/4" |

**BLACKline products**

Prices Subject To Change Without Notice. 11/2005

**TO ORDER CALL: 866-333-1050 FAX: 402-333-2054**